


Technical information for JMD's sewing machines:

1. Fully-automatic sewing machine — Diamond-110:

DIAMOND-110 is a fully automatic sewing machine. It features: Automatic signature feeding/ Automatic signature opening (sucker or sword separation for even folded signatures)/ Automatic thread cut off/ Automatic delivery/ User guided touch screen control for easy operation and make ready/ Automatic lubrication system. It is possible to process either flat or cross sew book-blocks. The advanced control system will detect miss feed signatures / double signatures / signature reduction / thread breaks or jams.



Model	DIAMOND-110
Sewing Size	Max.:360×310mm Min.:150×100mm
Mechanical Speed	Max.:110cycles/min
Signature Thickness	0.5-2mm
No.of Sewing Sets (Max.)	10
Needle Interval	15.7mm
Power Required	2.2kw
Weight of Machine	2450kg
Overall Dimensions (mm)	4706(L)×1626(W)×1818(H)


Compact Needle Sets



Automatic Book-block Delivery



Automatic Signature In-feed Table

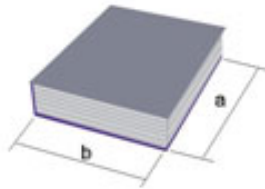


2. Semi-automatic sewing machine—— Supsew:

SUPSEW is a semi-automatic sewing machine , featuring an active configuration, compact structure and operational convenience. It is proven to be a popular choice of local and International customers.



Sewing Size




Model	SUPSEW
Sewing Size (a)	150-370mm
(b)	100-250mm
Mechanical Speed	Max.:85cycles/min Min.: 50cycles/min
No. of Sewing Sets (Max.)	Max.:10
Needle Interval	20.4mm
Power Required	1.5kw
Weight of Machine	1000kg
Overall Dimensions (mm)	2185(L)×1350(W)×1500(H)

Book Collect Unit



1

Compact Needle Sets



2

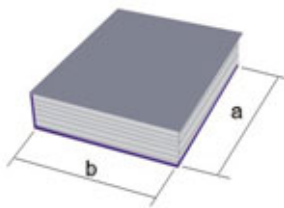
3. sewing machine — SXS460B:

SXS460 is the most economical solution for nearly any book sewing application. One main advantage is that SXS460 processes books to a Max. size of 460×460 mm.

SXS460B is enhanced by an additional safety cover



Sewing Size




Model	SXS460
Sewing Size (a)	125-460mm
(b)	125-460mm
Mechanical Speed	Max.:51cycles/min Min.:42cycles/min
No. of Sewing Sets (Max.)	Max.:12
Power Required	0.55kw
Weight of Machine	700kg
Overall Dimensions (mm)	1490(L)×1380(W)×1470(H)

Needle Sets



1

Safety Barrier



2